


Home Grounds Fact Sheet

Palms



Palms are elegant foliage plants. They often have fanlike, finely divided leaves with or without trunks. Only the smaller varieties are suitable as indoor plants.

Palms grow the whole year round without any real rest period. Therefore, culture is more or less the same year round. Pot in equal parts of sterile soil, peat and sand or vermiculite. Water often during summer months, never allowing the soil to dry out. Water slightly less during the winter. Fertilize every three weeks from April to November.

Palms are tolerant of subdued light. Room temperature is best (never below 65°F). Repot as necessary in spring, using deep narrow pots. It prefers high humidity.

Varieties



1. *Howea forsteriana* - 'Kentia Palm' - broad-lobed leaves with drooping leaflets.
2. *Phoenix roebelinii* - 'Pygmy Date Palm' - rigorous grower with stiff, prickly leaves.
3. *Cocos weddelliana* - 'Coco Palm' - smallest palm; feather-like leaves; short lived.

Propagation

Seeds

Problems

Scale insects, mealy bugs, red spider mites, thrips.
Read the label carefully and only use those materials that are listed for use on palms.



A-1-23 DWM:cms reviewed RT 1/02

-continued-

Helping You Put Knowledge to Work

Cornell Cooperative Extension provides equal program and employment opportunities





Home Grounds Fact Sheet

Ferns

Ferns are a group of non-flowering plants that provide a wide variety of leaf form, size and color to our foliage houseplant selections. Ferns range in height from 6" to 10' and are usually long lived. Instead of growing from seed, they come from simple spores borne on the underside of the leaf (frond).

Culture

Grow ferns in diffused sunlight in a northern exposure. Night temperatures should never go below 55°F and day temperatures should not go above 75°F. Plant in humus soil - one part loam, one part peat moss and one part perlite or sand. The crown of the plant should not be buried under the soil. Supply plenty of moisture, but do not allow to stand in water. Ferns thrive under humid conditions. Keep them out of drafts. Apply a water soluble fertilizer (1/4 oz. to one gallon water) every 6 to 8 weeks. When plants get pot bound, (late winter or early spring) divide and re-pot. Many can be put outdoors in summer but **never** in direct sunlight. Ferns are among the best of the hanging basket plants.



Propagation

By root division. Cut potted mass into halves or quarters being sure to cut the rhizome. Propagate in March.

Problems

Scales, mites, leaf spot, Anthracnose (frond tips turn brown and shrivel - remove diseased fronds). To diagnose problem(s), please submit a sample showing healthy and diseased parts to your local Cornell Cooperative Extension office.

Varieties

1. Bird's Nest Fern (*Asplenium nidus*)
2. Maidenhair Fern (*Adiantum pedatum*)
3. Boston Fern (*Nephrolepis exaltata*)
4. Asparagus Fern (*Asparagus plumosa var. sprengeri*)